



# ClearView Essentials

All the data, none of the data entry

## Get a complete picture of fleet fueling activities without touching a single spreadsheet

No more data entry. No more paper receipts. **ClearView Essentials** captures your fleet card transaction data so you can stop jumping from spreadsheet to spreadsheet to see what was purchased, by whom, where and at what price.

**ClearView Essentials displays sophisticated analytics in simple graphic images that enable you to easily:**

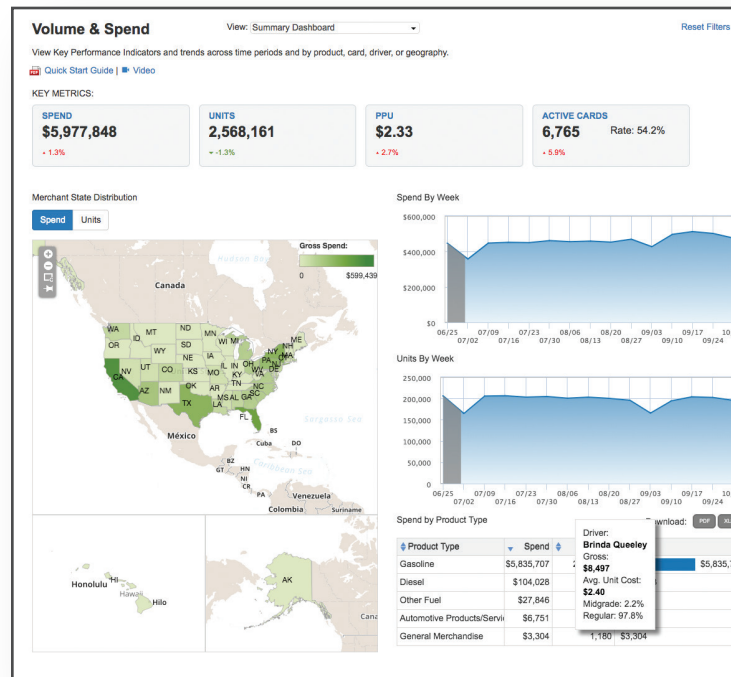
- Spot savings and cost-control opportunities
- Eliminate time-consuming data collection, entry, and manipulation
- Identify and investigate purchasing anomalies
- Capture a clear picture of driver behavior and vehicle performance
- Uncover card misuse and potential driver theft
- Share information with all levels of your organization

1-844-755-6458 | [wexinc.com/clearview](http://wexinc.com/clearview)

# ClearView Essentials — data analytics that help you focus your time where it counts

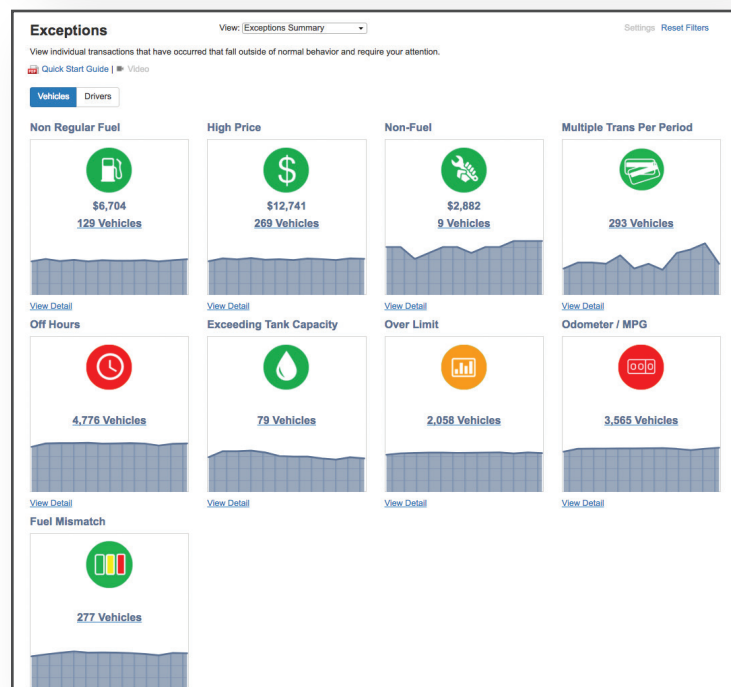
## Get a comprehensive overview.

Your **Volume & Spend Dashboard** tracks Key Performance Indicators (KPIs) across time periods, by product, card, driver and geography. It provides a high-level view of your fleet's overall performance.



## Dig into the data.

The **Exceptions Dashboard** uses color-coded icons and trend lines to help you easily prioritize your valuable time and attention. Use the dashboards to quickly isolate and quantify your biggest cost-saving opportunities and most prominent purchasing problems.



## Single out suspicious behaviors for closer examination.

Examine purchasing behaviors using the ClearView **Exceptions Module**. Non-compliant behaviors could simply indicate a need for better driver training. Or, they could point to more serious issues, such as fuel theft and card fraud.

Among the exceptions you can investigate are high-price purchases, non-regular fuel purchases, high-priced and off-hour purchases, purchases exceeding tank capacity and more.

**High Price Exceptions**

Unit	Vehicle	Drivers	Gallons	Gross \$	Avg Reg Diff	Diff X Gallons
13784	2013 Ford F-450 Sd	2	946	\$2,752	+0.35	\$332.69
17669	2017 Chevrolet Express	1	764	\$2,109	+0.41	\$316.54
14261	2014 Ford Econoline	1	338	\$1,142	+0.74	\$252.87
16353	2016 Ford Transit	1	521	\$1,460	+0.44	\$233.55
12781	2012 Ford Econoline	1	389	\$1,179	+0.58	\$220.09
11440	2011 Gmc Sierra 3500hd	4	944	\$2,670	+0.21	\$207.40

**Non Regular Exceptions**

Unit	Vehicle	Drivers	Gallons	Gross \$	Avg Reg Diff	Non Reg %	Diff X Gallons
13784	2013 Ford F-450 Sd	1	738	\$2,232	+0.40	53.1%	\$304.11
17669	2017 Chevrolet Express	1	695	\$1,923	+0.42	88.0%	\$292.57
16353	2016 Ford Transit	1	486	\$1,365	+0.47	92.0%	\$227.46
17791	2017 Chevrolet Express	1	480	\$1,223	+0.39	96.8%	\$196.56
16015	2015 Ford Transit	1	368	\$1,036	+0.40	63.1%	\$148.03

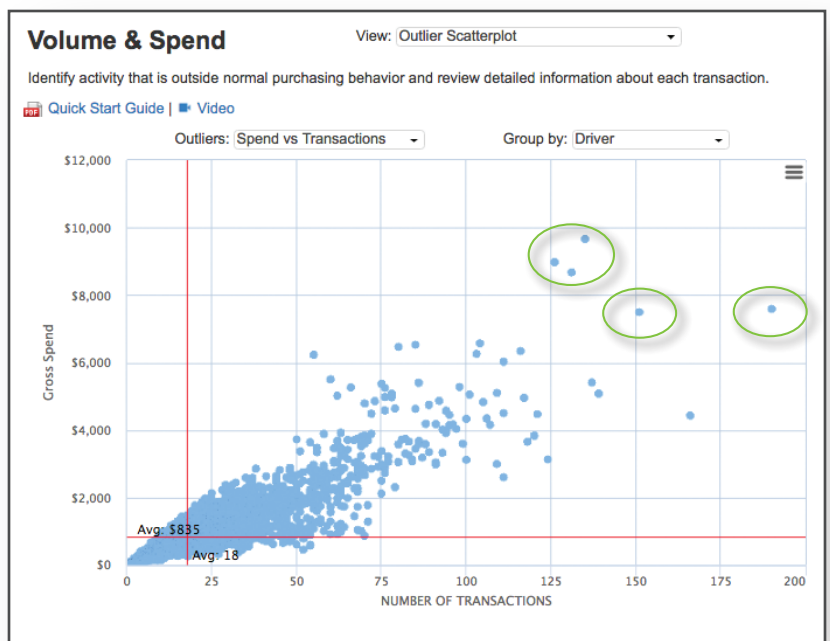
**Off Hours Exceptions**

Driver	Unit	Vehicle	Units	Gross \$	Total Tank Count	Hours Tank Count
Eddie Taula	16644	2016 Ford Transit	1,984	\$4,404.85	123	33
Jolanda Meigs	15769	2015 Ford Transit	1,524	\$3,293.85	109	22
Yukiko Willford	16612	2016 Ford F-450 Sd	465	\$1,120.10	20	16
Hassie Healy	16611	2016 Ford F-450 Sd	2,433	\$5,895.43	96	16
Margie Rading	15787	2015 Ford Transit	444	\$1,010.35	37	16
Rossie Stalum	17665	2017 Ford Transit	267	\$591.97	21	16
Ghislaine Placzynski	16599	2016 Ford Transit	264	\$692.12	20	16
Margie Rading	17614	2017 Ford Transit	1,331	\$3,006.35	111	15

## Drill down on purchasing anomalies and outliers: who, what, when and where?

ClearView Essentials' **Volume and Spend Outlier Scatterplot** makes it easy to identify and investigate anomalies and see which drivers and/or vehicles are operating outside your company policies.

Use multiple filters and detail views (number of transactions, time frame, fuel type and grade, driver, etc.) for a closer look at specific drivers or vehicles to better understand the issue.



1-844-755-6458 | [wexinc.com/clearview](http://wexinc.com/clearview)

# WEX ClearView: Powerful data analytics for fleets of all sizes

With an eye toward designing solutions for fleets with a wide range of needs, WEX ClearView products present complex fleet data in straight-forward and compelling graphics. Whether you are a small fleet with basic data questions or a large fleet managing hundreds of vehicles, there's a ClearView solution to help you manage your fleet.

ClearView Snap	ClearView Essentials	ClearView Advanced
<b>Stay informed with quick-read reports delivered directly to your inbox.</b>	<b>Explore compelling visuals and drill-down capability to better manage your fleet.</b>	<b>Move from insight to action when you add ClearView Advanced.</b>
<ul style="list-style-type: none"><li>• Review fleet spending data in easy-to-interpret graphics.</li><li>• Monitor data trends to spot potential problems.</li><li>• Check fuel consumption and purchasing breakdowns by product.</li><li>• Identify highest-spending drivers month-to-month.</li></ul>	<ul style="list-style-type: none"><li>• Track fleet purchasing activity details by driver and vehicle.</li><li>• Identify non-compliant driver purchasing behaviors.</li><li>• Investigate card misuse and potential driver theft.</li><li>• Track progress on savings efforts and goals.</li><li>• Improve results through updated policies and training.</li></ul>	<ul style="list-style-type: none"><li>• Locate and share best- and worst-priced fueling locations.</li><li>• Target non-compliant drivers in need of guidance.</li><li>• Create and manage driver messaging campaigns.</li><li>• Communicate directly with drivers/driver managers via email or text.</li><li>• Measure progress and report success to all levels of your company.</li></ul>

## About WEX ClearView

Developed by a collaborative team of electronic payment technology experts, data scientists and fleet management professionals, WEX ClearView delivers big-data benefits without big investments in time, talent or additional resources.

1-844-755-6458 | [wexinc.com/clearview](http://wexinc.com/clearview)

