

ClearView Snap

Quick and easy insights



Fuel expense insights delivered straight to your inbox

ClearView Snap gives you a quick snapshot of your company's fueling activity in easy-to-interpret charts and graphs.

ClearView Snap dashboards include:

- › Fuel consumption in gallons and dollars
- › Mid- and Premium-grade fuel purchasing
- › A list of your highest spending drivers

ClearView Snap does the work for you. Based on your WEX fuel card transaction data, it presents your spending over time, alerting you to irregular spending patterns or potential spending spikes that you may miss.

“Alexa, ask ClearView Snap for my summary.”

With the ClearView Snap skill and Amazon Alexa, you can now get the same valuable insights you receive from your Snap dashboard by simply asking.

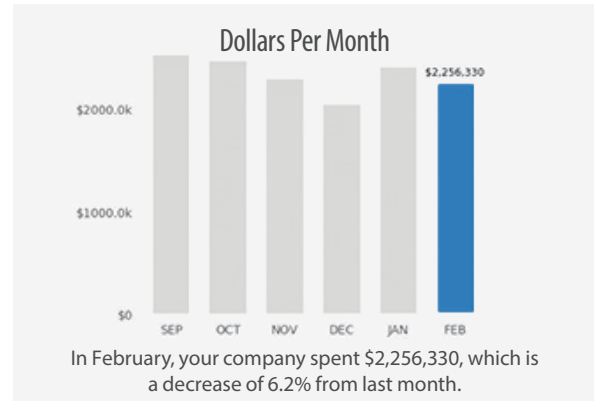


ClearView Snap:

Dashboards that help you easily monitor your fuel spend

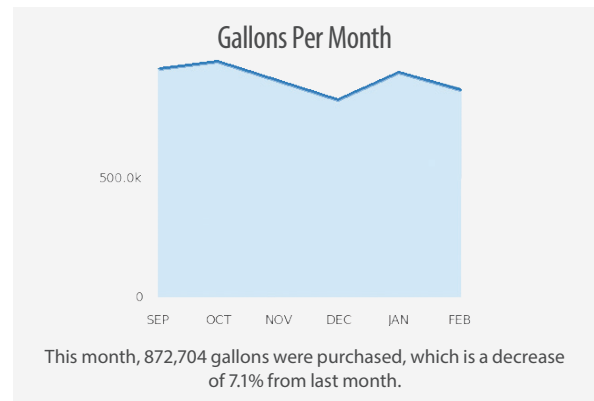
How much does your company spend on fuel every month?

Are your expenses climbing or are they under control? The **Dollars Per Month** bar chart shows not only the previous month's fuel expense but the spending trend over time.



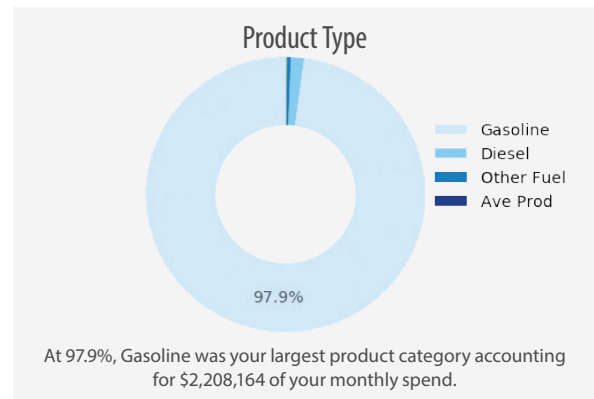
Do gallons purchased numbers align with your business activity levels?

The **Gallons Per Month** graph shows the previous month's gallons purchased and your fuel consumption trend over time. The trend reflected here should run parallel to business activity volumes. If not, it may warrant your attention.



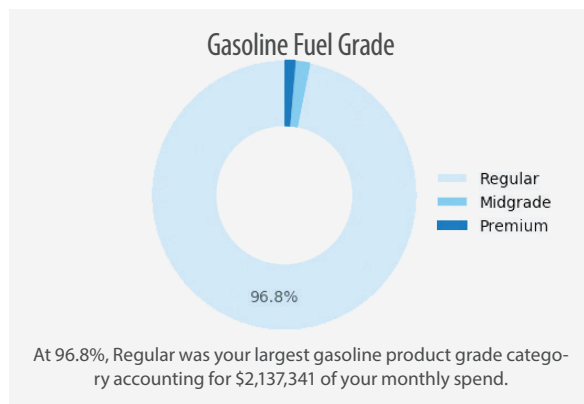
What products are employees buying?

Are there non-fuel purchases? The **Product Type** doughnut chart tells you what products were purchased in the previous month by category. It will alert you to non-compliant purchasing behaviors.



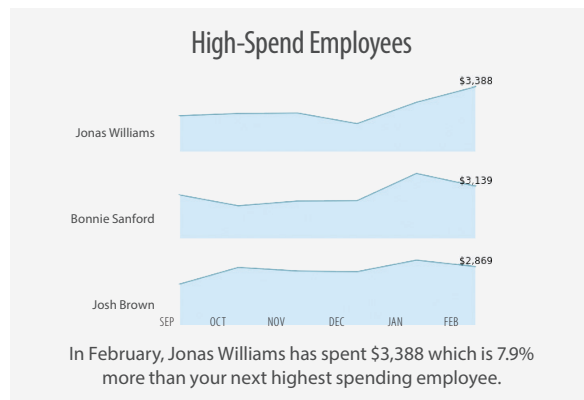
What fuel grades are employees buying?

Are they the right types for your vehicles? Are employees overspending unnecessarily? The **Product Fuel Grade** doughnut chart breaks down your fuel spend by grade – regular, mid-grade and premium. This information can be very helpful in targeting savings opportunities.



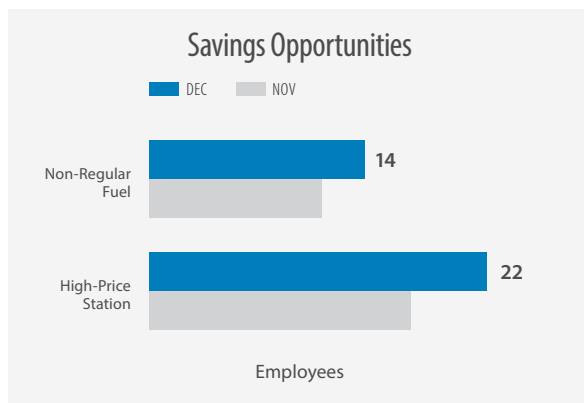
Which drivers are spending the most each month?

Are they the same ones over time? The **High-Spend Employees** graph lists the three employees with the highest fuel expense for the previous month and tracks their spending habits over time.



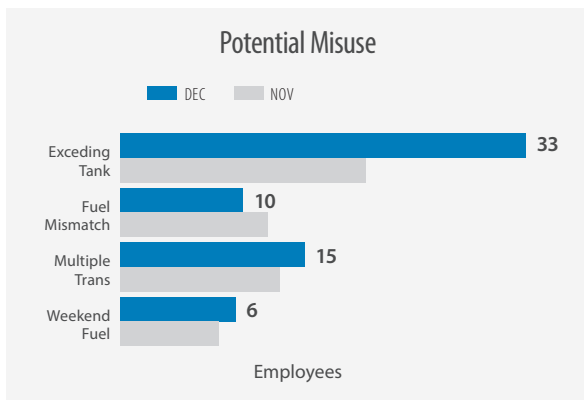
How many drivers are paying too much for fuel?

The **Savings Opportunities Per Month** bar chart tracks two PPG-related exceptions, Non-Regular Grade and High-Price Station. A count of employees triggering these exceptions last month are displayed and compared against prior month.



How many drivers are making potentially suspicious purchases?

The **Potential Misuse Per Month** bar chart monitors four exceptions that can be an indication of suspicious purchasing activity: Exceeding Tank Capacity, Fuel Mismatch, Multiple Transactions, and Weekend Fueling.



WEX ClearView:

Powerful data analytics for fleets of all sizes

With an eye toward designing solutions for fleets with a wide range of needs, WEX ClearView products present complex fleet data in straightforward and compelling graphics. Whether you are a small fleet with basic data questions or a large fleet overseeing hundreds of vehicles, there's a ClearView solution to help you manage your fleet.

ClearView Snap	ClearView Essentials	ClearView Advanced
Stay informed with quick-read reports delivered directly to your inbox.	Explore compelling visuals and drill-down capability to better manage your fleet.	Move from insight to action when you add the powerful features of ClearView Advanced.
Review fleet spending data in easy-to-interpret graphics.	Track fleet purchasing activity details by driver and vehicle.	Locate and share best- and worst-priced fueling locations.
Monitor data trends to spot potential problems.	Identify non-compliant driver purchasing behaviors.	Target non-compliant drivers in need of guidance.
Check fuel consumption and purchasing breakdowns by product.	Investigate card misuse and potential driver theft.	Create and manage driver messaging campaigns.
Identify highest-spending drivers month-to-month.	Track progress on savings efforts and goals.	Communicate directly with drivers/ driver managers via email or text.
Receive insights quickly by asking Amazon Alexa.	Improve results through updated policies and training.	Measure progress and report success to all levels of your company.

About WEX ClearView

Developed by a collaborative team of electronic payment technology experts, data scientists and fleet management professionals, WEX ClearView delivers big-data benefits without big investments in time, talent or additional resources.

1-844-755-6458
wexinc.com/clearview

