


How to pick a fuel card:

10 considerations



1 Data collection on purchases and drivers

The right fuel card will give you the power to track and monitor the fuel purchases of every driver in your fleet and collect data on your overall fuel consumption. By understanding your fuel expenses, you can begin to figure out the best ways to save.


2 Control at the pump

The best cards will include more security features to help you control driver purchasing power. Set limits for each driver by requiring them to submit their unique PIN before making a purchase. You can also require drivers to enter vehicle odometer readings to monitor gas usage and better understand fleet expenses.



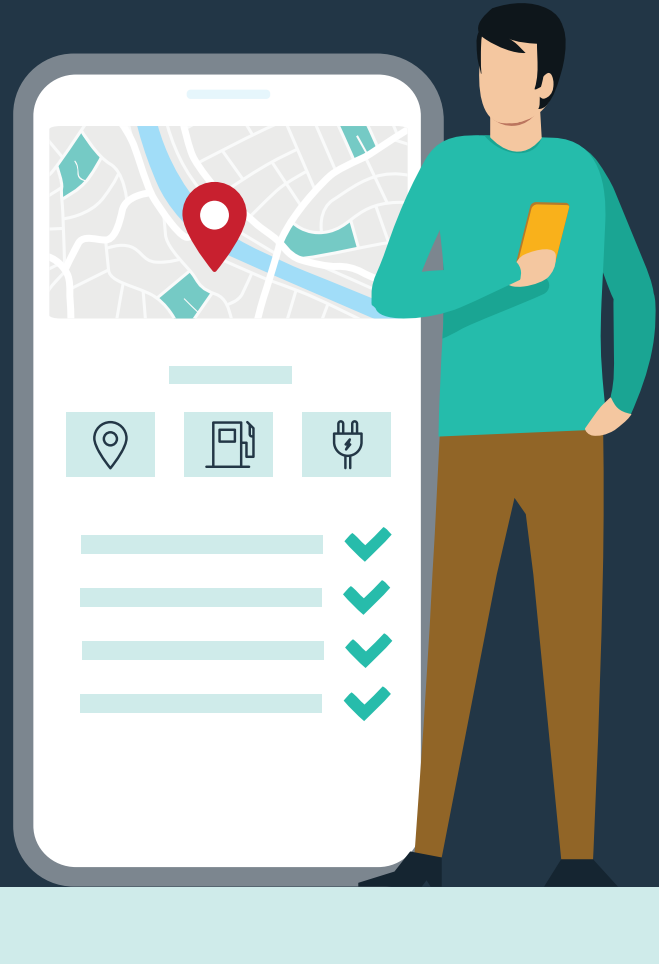
3 Purchasing controls at convenience stores

In addition to fuel controls, look for cards that allow convenience store purchases that can be customized or limited for each driver profile. With the right card features, you can be in control of which drivers have access to fuel only vs. other purchases.



4 Easy online access

Gone are the days of collecting paper receipts and driver records. With the right fleet card, the account information for every driver will be easily accessible for convenient record-keeping.



5 Transaction alerts

With the right card and mobile technology, you can be sent notifications if something goes wrong during a transaction. For example, if a driver PIN is declined at the pump, or if a driver tries to make a purchase that exceeds a spending limit a notification will be sent back to the office to alert you.



6 Strong security features

The important difference between a fuel card and a credit card is the ability to limit the usage to only fuel, convenience store purchases, and service stations.

While a credit card can be used anywhere, potentially exposing you to misuse or theft, a fuel card is designed to allow specific purchases tied to the specific needs of your drivers.



7 Convenient locations in your region

Whether you do business in the northeast, the southwest, or anywhere in between, choose the card that has the largest number of convenient locations.



8 GPS tracking for fuel savings and fraud protection

Fuel cards that offer free integration or pairing with a GPS tracker are the best choice for saving money. GPS tracking provides fleet owners and managers with driver and vehicle location, fueling location, and the amount of fuel pumped.



9 Excellent customer service

One of the most important features to consider with any fuel card is the customer service provided for driver support. You don't want your drivers slowed down by anything fuel-related.



10 Reasonable fees and service charges

When shopping for a card, ask for a fee schedule. Keep in mind that cheaper is not always better. If you have a card that gives you excellent reporting features, but comes with fees that are a little higher, it may be worth a short-term investment for long-term savings.

